

458/SW8 8-Channel Switching Module

The 458/SW8 8-channel switching module contains 8 relay channels (normally open), capable of switching 16A per channel. It uses high inrush relays to withstand short-lived high peak current inrush when switching on loads.

It has both a DALI and an S-DIM/DMX interface, and therefore can be fully integrated into a Digidim or an Imagine router system.

The front of the module is equipped with an LCD display and a keypad to set basic configuration parameters and provide basic control of channel and output levels.

The module is easily fitted to a 458Mx chassis, in which each load channel is protected by an individual MCB.



Note: The 458/SW8 8-Channel Switching Modules are supplied separately from the 458Mx chassis.

Key Features

- Easily attached to a 458Mx chassis and connected to the mains supply for quick installation.
- LCD display screen and a five-button keypad for monitoring, configuration and manual control.
- Universal mains power supply: 85 VAC – 264 VAC (absolute), 45-65 Hz.

Options Module

There is an internal connection for an options module, which is sold separately.

The options module is used to convert 4 channels into either:


DSI® is a registered trademark of Tridonic GmbH.

Installation Notes

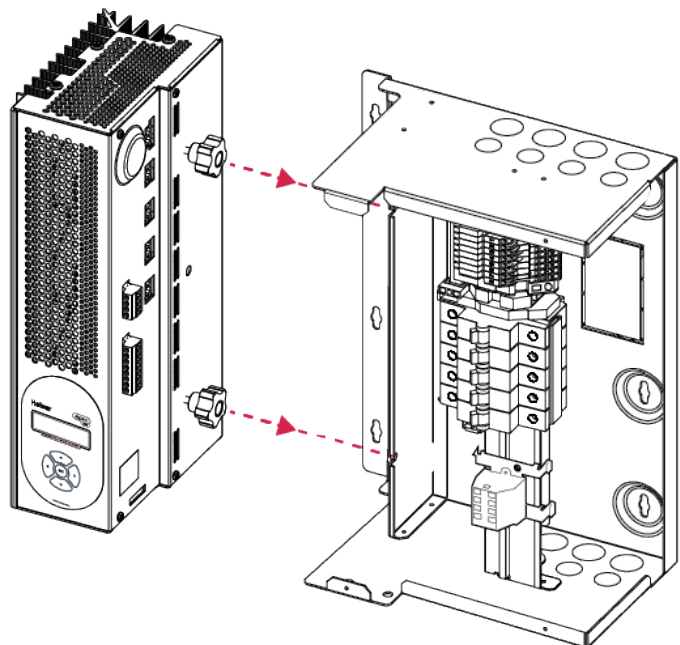
This involves removing the cover from the chassis. Do NOT connect DALI and S-DIM or DMX at the same time. Refer to the 458/SW8 Installation Guide and 458Mx Chassis Installation Guide for details.



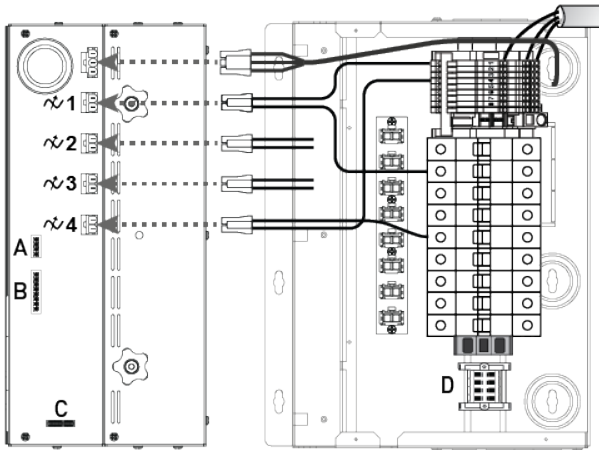
LCD Display



Installation

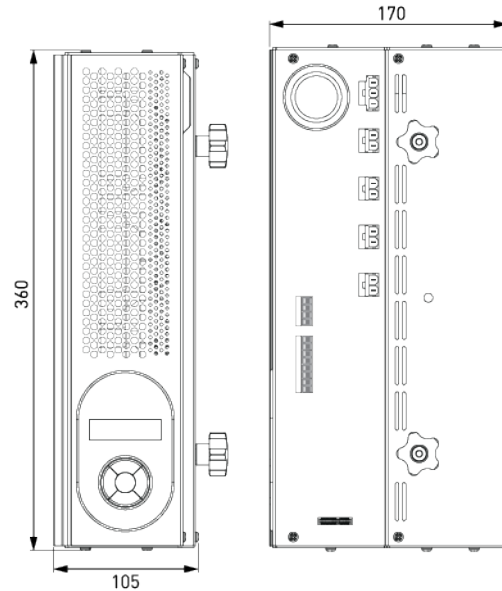


Connections




- A: DALI (DA+, DA-)
- B: OVR, S-DIM/DMX
- C: Options module socket
- D: S-DIM/DMX cable loom

Dimensions (mm)



Technical Data

Connections	
DALI:	0.5 mm ² – 1.5 mm ² (max. 300 m @ 1.5 mm ²)
SDIM/DMX:	0.22 m ² – 1.5 mm ² low-loss RS485 Type (multi-stranded, twisted and shielded)
Override (OVR):	0.5 mm ² – 1.5 mm ² (screened and twisted)


Relay	
Relay contacts:	High inrush, single pole, single throw (SPST), normally open (NO), volt-free
Voltage:	400 VAC
Isolation:	4 kV
Max. load per contact:	16 A resistive/incandescent, 10 A HID (cos ϕ = 0.6).  Note: For ballasts, quantity is limited by MCB: refer to manufacturer's data. External protection must not exceed 16 A type C MCB.

Power	
Mains supply:	85 VAC – 264 VAC (absolute) 45 Hz – 65 Hz
Power consumption:	1.1 W (excluding loads)

Protection	
Electrical protection:	6 A MCB and PTC for control board (MCB type C 10 kA). See 458Mx installation guide.
Thermal protection:	Control board – resettable fuse

Operating and storage conditions	
Ambient temperature:	0 °C to +40 °C
Relative humidity:	Max. 90 %, non-condensing
Storage temperature:	-10 °C to +70 °C

Mechanical data	
Dimensions:	105 mm × 360 mm × 170 mm
Weight:	2.1 kg
Mounting:	Attached to 458M1, 458M2, or 458M3 chassis
Housing:	Powder coated steel (black)
IP rating:	IP20
Heatsink:	Anodised aluminium

Conformity and standards	
Conformity:	
EMC emission:	EN 55015
EMC immunity:	EN 61547
Safety:	EN 61347-2-11
DALI:	IEC 60929, with Helvar extensions
SDIM:	Helvar protocol (RS485, 115 kbps)
DMX:	DMX512-A protocol (max. refresh rate: 33 Hz)
Environment:	Complies with WEEE and RoHS directives.