

DIGIDIM Universal Dimmer (452)

The DIGIDIM Universal Dimmer is a DALI-compatible lamp interface unit for use in a DIGIDIM lighting control system.

The dimmer is a DIN-rail-mounted unit that can control a maximum load of 1000 W at 230 V.

It has two operating modes, either of which can be used with mains-voltage lamps:

- Trailing-edge mode is for use with low-voltage lamps with electronic transformers
- Leading-edge mode is for lamps with magnetic transformers, provided that the transformers are approved for dimming use by their manufacturers.

The dimmer is provided with a status LED and a physical selection switch that can be used to identify the device during system configuration.

The dimmer is also provided with an optional addressing switch that allows simple DALI grouping of the device.

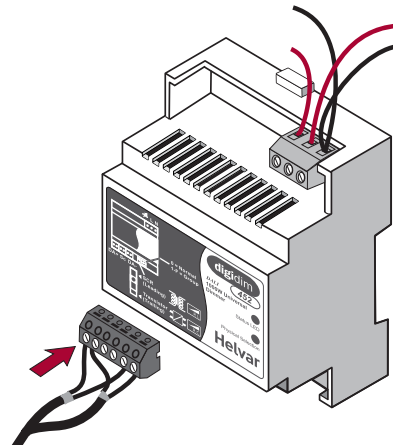
The default position '0' allows the normal grouping with DIGIDIM remote controller, Toolbox or Designer software.



Key Features

- Out-of-box operation. No programming required when using DIGIDIM slider, rotary, or push-button panels. For scene panels, 'preset download' must be carried out.
- Input voltage fluctuation compensation ensures stable output levels with fluctuating incoming mains levels.
- Group-selection switch for quick and simple programming.
- Operating-mode switch (leading- or trailing-edge dimming).
- Overcurrent, power and temperature protection.
- DIN-rail mounted and only 70mm wide

Load and Supply Wiring



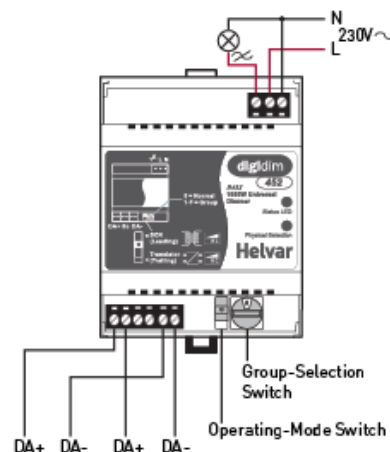
Additional Functions

The following functions may be programmed using the Toolbox or Designer software:

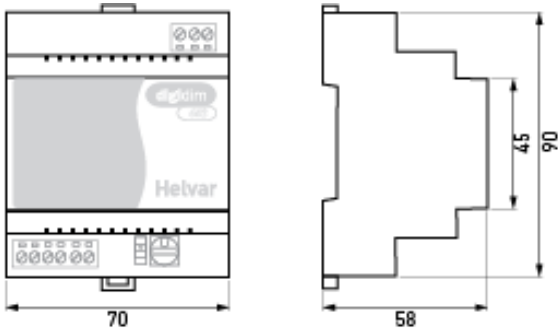
- Max./Min. levels, Fade times*, Scenes* and Groups*
- Dimmer status report
- System failure level/ignore
- Power on level
- Power on to last level

* These functions are programmable using IR remote

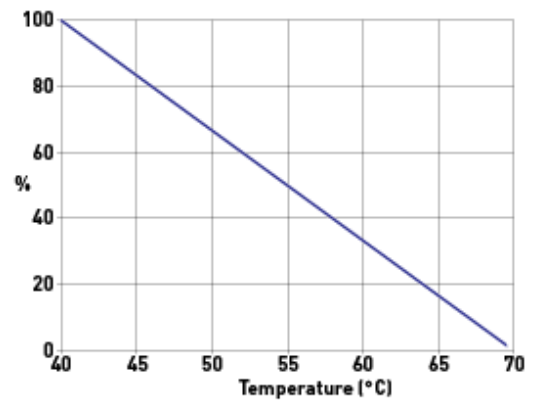
Connections



Dimensions (mm)



Load Power Derating vs. Ambient Temperature



Technical Data

Connections		Operating and storage conditions	
DALI:	Removable terminal block, Up to 4 mm ² solid core or up to 2.5 mm ² stranded Note: If equipment is used in an electrically noisy environment, ensure the DALI cable is screened and the screen earthed.	Ambient temperature:	0 °C to +40 °C Above this temperature, derate according to the 'Load Power Derating vs. Ambient Temperature' graph
		Relative humidity:	Max. 90 %, noncondensing
		Storage temperature:	-10 °C to +70 °C
Electrical data		Conformity and standards	
Mains supply:	100 VAC – 240 VAC (nominal) 85 VAC – 264 VAC (absolute) 45 Hz – 65 Hz	Conformity:	
Load current:	4.4 A (4.4 A x 230 V = 1000 W)	EMC emission:	EN 55015
Heat dissipation:	7 W with maximum load (resistive)	EMC immunity:	EN 61547
DALI consumption:	2 mA	Safety:	EN 61347-2-11
		Environment:	Complies with WEEE and RoHS directives.
Mechanical data		Software compatibility	
Dimensions:	90 mm x 70 mm x 58 mm	Designer:	4.1 or later
Weight:	180 g	Toolbox:	All versions
Mounting:	DIN rail (installation in switchgear/controlgear cabinet)		
IP code:	IP30		