

# 458/DIM4 4-Channel Thyristor Dimmer Module

The 458/DIM4 is a four-channel digital thyristor dimmer module, capable of leading-edge dimming of resistive and inductive loads. It has a DALI and an SDIM/DMX interface, and therefore can be fully integrated into a standalone DALI, a DIGIDIM, an Imagine router or a DMX system.

The module has four channels rated at 10 A, with a total current capacity of 40 A.

The front of the module is equipped with an LCD display and keypad to set basic configuration parameters and provide basic control of channel and output levels.

The module is easily fitted to a 458Mx chassis, in which each load channel is protected by an individual MCB



Note: The 458/DIM4 4-Channel Dimmer Modules are supplied separately from the 458Mx chassis.

## Key Features

- Easily attached to a 458Mx chassis and connected to the mains supply for quick installation.
- LCD display screen and a five-button keypad for monitoring, configuration and manual control.
- Auxiliary power supply can be used to power one TouchPanel.
- Built-in DIGIDIM power supply, which can be used to power DALI systems if required.

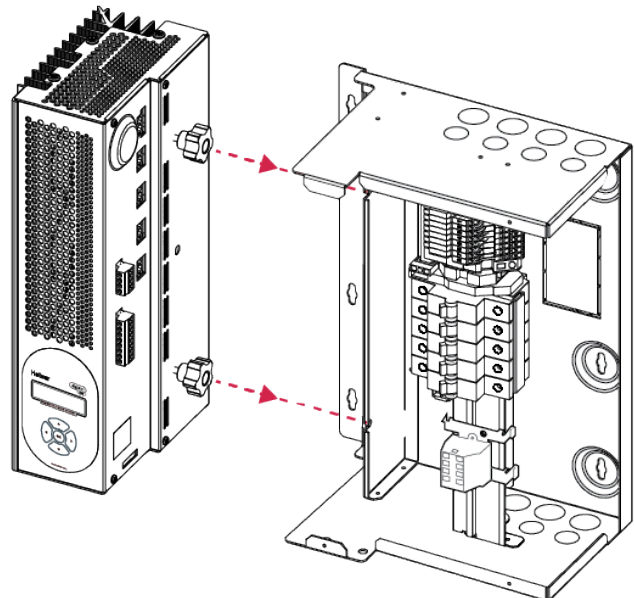


## Options Module

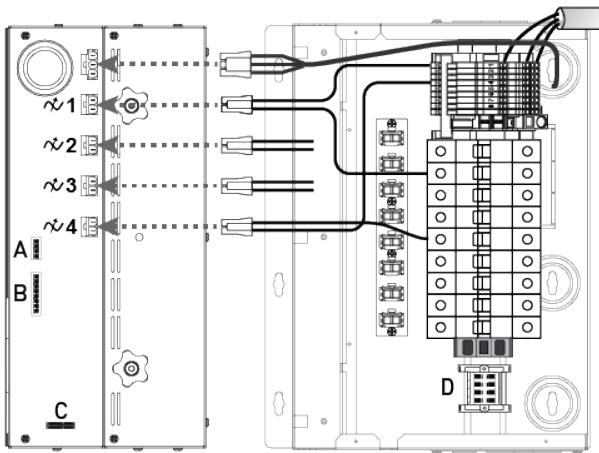
There is an internal connection for an options module, which is sold separately. The options module is used to convert four channels into any of the following modes:

- 1-10 V → sink, 50 ballasts drive
- DSI® (Digital Signal Interface) → 10 ballasts drive
- PWM (Pulse Width Modulation) → 10 ballasts drive
- DALI broadcast → 10 ballasts drive

DSI® is a registered trademark of Tridonic GmbH.

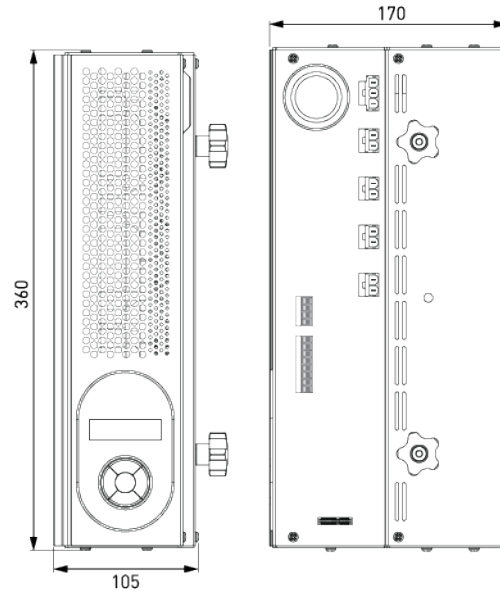


## Connections



- A: DALI supply
- B: TouchPanel supply, OVR,SDIM/DMX
- C: Options module socket
- D: SDIM/DMX cable loom

## Dimensions (mm)



## Technical Data

Connections	
DALI:	0.5 mm <sup>2</sup> – 1.5 mm <sup>2</sup> (max. 300 m @ 1.5 mm <sup>2</sup> )
SDIM/DMX:	0.22 mm <sup>2</sup> – 1.5 mm <sup>2</sup> low-loss RS485 type (multi-stranded, twisted and shielded)
Override (OVR):	0.5 mm <sup>2</sup> – 1.5 mm <sup>2</sup> (screened and twisted)

Power	
Mains supply:	100 VAC – 240 VAC (nominal) 85 VAC – 264 VAC (absolute) 45 Hz – 65 Hz
Power consumption:	1.2 W (excluding loads)

Supply	
Supply current:	40 A (max.)
Nominal load:	4 × 10 A loads
DALI supply:	250 mA (max.), 16 VDC (nominal)
TouchPanel supply:	250 mA (max.), 16 VDC (nominal)

Protection	
Power circuit protection:	6 A max. external protection, earth mandatory
Thermal protection:	Control board – resettable fuse Power devices – thermal sensing

Operating and storage conditions	
Ambient temperature:	0 °C to +40 °C
Relative humidity:	Max. 90 %, non-condensing
Storage temperature:	-10 °C to +70 °C

Mechanical data	
Dimensions:	105 mm × 360 mm × 170 mm
Weight:	6.2 kg
Mounting:	Attached to 458M1, 458M2, or 458M3 chassis
Material:	Housing: Powder coated steel (black) Heatsink: Anodised aluminium
IP rating:	IP20

Conformity and standards	
Conformity:	
EMC emission:	EN 55015
EMC immunity:	EN 61547
Safety:	EN 61347-2-11
Harmonics:	EN 61000-3-2* * Professional equipment. Total rated power > 1 kW.
DALI:	IEC 62386, with Helvar extensions
SDIM:	Helvar protocol (RS485, 115 kbps)
DMX:	DMX512-A protocol (max. refresh rate: 33 Hz)
Environment:	Complies with WEEE and RoHS directives.